


Summer Break Review

Ten Weeks of
Literacy and
Math Activities
For Young
Learners

This packet belongs to:



A Note to Families


Summer break is a wonderful time for students, however there is always a certain amount of regression that occurs over extended breaks from school.

Completing the Summer Break Review activities will help offset some of this regression.

In this packet you will find:


- ☆ Calendars with suggested literacy and math activities.
- ☆ Sight word cards to cut apart and save for suggested activities.
- ☆ Letter tiles to cut apart and save for suggested activities.
- ☆ Number tiles to cut apart and save for suggested activities.

As you will see on the calendar, reading with your student every day is important. Make it fun and enjoyable. Maybe even check with your local library for summer reading programs that offer further encouragement and incentives for summer reading.




Tips

- ☆ If your student does not already know all the sight words, start out with 10 unknown words and add another 10 each week until all the words are part of the sight word practice time.
- ☆ Have your student include sight words in journal activities.
- ☆ To organize materials, put each set of number tiles and letter tiles in their own plastic bag. For example: Put all of the upper case letters in one bag. Put all of the lower case letters in another bag. And so on...
- ☆ Doing a little something each day is a great way to maintain all of the gains your child accomplished this past school year.



Summer Break Review


Weeks 1-4



| Monday | Tuesday | Wednesday | Thursday | Friday |
|---|--|---|--|--|
| <ul style="list-style-type: none"> •Listen to or read a story •Put the upper case letter tiles in ABC order •Choose a journal topic and write 2-3 sentences; illustrate your story | <ul style="list-style-type: none"> •Listen to or read a story •Practice sight words •Orally count by 1's to 50 | <ul style="list-style-type: none"> •Listen to or read a story •Practice sight words •Put the lower case letters in ABC order | <ul style="list-style-type: none"> •Listen to or read a story •Choose a journal topic and write 2-3 sentences; illustrate your story •Orally count by 1's from 51-100 | <ul style="list-style-type: none"> •Listen to or read a story •Practice sight words |
| <ul style="list-style-type: none"> •Listen to or read a story •Practice sight words •Orally count by 5's to 100 and by 10's to 100 | <ul style="list-style-type: none"> •Listen to or read a story •Match upper case and lower case letters and put them in ABC order •Choose a journal topic and write 2-3 sentences; illustrate your story | <ul style="list-style-type: none"> •Listen to or read a story •Practice sight words •Practice Doubles and Doubles +1 facts | <ul style="list-style-type: none"> •Listen to or read a story •Practice sight words •Put the number tiles in order counting by 5's to 100 | <ul style="list-style-type: none"> •Listen to or read a story •Practice sight words •Choose a journal topic and write 2-3 sentences; illustrate your story |
| <ul style="list-style-type: none"> •Listen to or read a story •Choose a journal topic and write 2-3 sentences •Put number tiles in order counting by 10's to 100 | <ul style="list-style-type: none"> •Listen to or read a story •Use the lower case letter tiles to say the name of each letter and its sound •Practice +1 and -1 facts | <ul style="list-style-type: none"> •Listen to or read a story •Practice sight words •Put the number tiles in order counting by 5's to 100 & counting by 10's to 100 | <ul style="list-style-type: none"> •Listen to or read a story •Choose a journal topic and write 2-3 sentences; illustrate your story | <ul style="list-style-type: none"> •Listen to or read a story •Practice sight words |
| <ul style="list-style-type: none"> •Listen to or read a story •Choose a journal topic and write 2-3 sentences; illustrate your story | <ul style="list-style-type: none"> •Listen to or read a story •Practice sight words •Put the number tiles in order counting by 1's to 25 | <ul style="list-style-type: none"> •Listen to or read a story • Use the upper case letter tiles to say the name of each letter and the sound it makes and a word that starts with that letter | <ul style="list-style-type: none"> •Listen to or read a story •Practice sight words •Orally count backward from 20 (5 times) | <ul style="list-style-type: none"> •Listen to or read a story • Complete the June book report •Place the number tiles in order counting backward from 20 to 1 |

Summer Break Review


Weeks 5-8



| Monday | Tuesday | Wednesday | Thursday | Friday |
|---|--|--|---|---|
| <ul style="list-style-type: none"> •Listen to or read a story •Use the letter tiles to make and read words in the -at and -and word families (ex: cat and map) | <ul style="list-style-type: none"> •Listen to or read a story •Choose a journal topic and write 2-3 sentences; illustrate your story •Orally count by 1's to 75 | <ul style="list-style-type: none"> •Listen to or read a story •Practice sight words •Match upper case and lower case letters and put them in ABC order | <ul style="list-style-type: none"> •Listen to or read a story •Practice sight words •Put the number tiles in order counting by 5's to 100 & counting by 10's to 100 | <ul style="list-style-type: none"> •Listen to or read a story •Choose a journal topic and write 2-3 sentences; illustrate your story |
| <ul style="list-style-type: none"> •Listen to or read a story • Use the letter tiles to make and read words in the -ing and -ink word families (ex: sing and sink) | <ul style="list-style-type: none"> •Listen to or read a story •Choose a journal topic and write 2-3 sentences •Orally count by 1's to 100 | <ul style="list-style-type: none"> •Listen to or read a story •Practice sight words •Using the letter tiles, sort the letters into 2 groups: vowels and consonants | <ul style="list-style-type: none"> •Listen to or read a story •Using the number tiles 1-25, pull 2 tiles out and have the student identify which tile is greater. Do this until all tiles are used. | <ul style="list-style-type: none"> •Listen to or read a story •Practice sight words •Choose a journal topic and write 2-3 sentences; illustrate your story |
| <ul style="list-style-type: none"> •Listen to or read a story •Choose a journal topic and write 2-3 sentences; illustrate your story •Practice +2 and -2 facts | <ul style="list-style-type: none"> •Listen to or read a story •Use the lower case letter tiles to make and read -ar and -or words (ex: barn and horn) •Practice sight words | <ul style="list-style-type: none"> •Listen to or read a story •Practice sight words •Put the number tiles in order counting by 5's to 100 & counting by 10's to 100 | <ul style="list-style-type: none"> •Listen to or read a story • Choose a journal topic and write 2-3 sentences; illustrate your story | <ul style="list-style-type: none"> •Listen to or read a story •Practice sight words. •Orally count backward from 20 (5 times) |
| <ul style="list-style-type: none"> •Listen to or read a story •Practice sight words | <ul style="list-style-type: none"> •Listen to or read a story • Choose a journal topic and write 2-3 sentences and illustrate it | <ul style="list-style-type: none"> •Listen to or read a story •Practice sight words •Practice sums of 10 facts | <ul style="list-style-type: none"> •Listen to or read a story • Use the lower case letter tiles to make and read words in the -ide and -one word families (ex: tide and tone) | <ul style="list-style-type: none"> •Listen to or read a story • Complete the July book report •Sort number tiles 1-30 by even and odd and put them in order. |

Summer Break Review

Weeks 9-10



| Monday | Tuesday | Wednesday | Thursday | Friday |
|--|--|--|---|--|
| <ul style="list-style-type: none"> •Listen to or read a story •Practice sight words •On a piece of paper, write all of the lower case letters in the alphabet | <ul style="list-style-type: none"> •Listen to or read a story •Choose a journal topic and write 2-3 sentences; illustrate your story •Orally count by 1's to 100 | <ul style="list-style-type: none"> •Listen to or read a story •Practice sight words • Use the lower case letter tiles to make and read words in the -ale and -ay word families (ex: bale and bay) | <ul style="list-style-type: none"> •Listen to or read a story •Practice sight words •Put the number tiles in order counting by 10's beginning with 2 and with 8 (ex: 2, 12, 22, ...) | <ul style="list-style-type: none"> •Listen to or read a story •Choose a journal topic and write 2-3 sentences; illustrate your story |
| <ul style="list-style-type: none"> •Listen to or read a story • Use the letter tiles to make and read words in the -ail and -oat word families (ex: mail and moat) | <ul style="list-style-type: none"> •Listen to or read a story •Choose a journal topic and write 2-3 sentences; illustrate your story •Orally count by 2's from 1-21 (odd numbers) | <ul style="list-style-type: none"> •Listen to or read a story •Practice sight words • Use the upper case letter tiles to say the name of each letter and the sound it makes and a word that starts with that letter | <ul style="list-style-type: none"> •Listen to or read a story •Practice sight words •Orally count by 2's from 0-30 (even numbers) | <ul style="list-style-type: none"> •Listen to or read a story •Practice sight words • Complete the August book report |

upper case letter tiles

| | | | | | |
|---|---|---|---|---|---|
| A | B | C | D | E | F |
| G | H | I | J | K | L |
| M | N | O | P | Q | R |
| S | T | U | V | W | X |
| Y | Z | | | | |

lower case letter tiles

| | | | | | |
|---|---|---|---|---|---|
| a | b | c | d | e | f |
| g | h | i | j | k | l |
| m | n | o | p | q | r |
| s | t | u | v | w | x |
| y | z | | | | |

sight words

red

yellow

brown

black

white

blue

orange

green

purple

pink

I

it

is

here

do

mother

the

a

and

one

two

three

four

five

six

seven

eight

nine

ten

zero

me

my

love

his

has

in

at

can

this

said

are

father

come

Jesus

for

big

little

yes

no

on

to

have

put

go

like

off

good

what

was

help

where

did

of

went

give

you

we

up

down

he

she

when

give

they

with

there

Bible

make

came

that

who

into

some

play

say

see

eat

please

away

not

be

so

pretty

funny

ran

am

want

find

all

ate

ride

will

get

under

soon

too

new

look

our

out

now

but

saw

must

run

jump

number tiles - counting by 10's to 100

| | | | | |
|----|----|----|----|-----|
| 10 | 20 | 30 | 40 | 50 |
| 60 | 70 | 80 | 90 | 100 |

number tiles - counting by 5's to 100

| | | | | |
|----|----|----|----|-----|
| 5 | 10 | 15 | 20 | 25 |
| 30 | 35 | 40 | 45 | 50 |
| 55 | 60 | 65 | 70 | 75 |
| 80 | 85 | 90 | 95 | 100 |

number tiles - counting by 10's to 100

| | | | | | | |
|----|----|----|----|----|----|----|
| 1 | 2 | 3 | 4 | 5 | 6 | 7 |
| 8 | 9 | 10 | 11 | 12 | 13 | 14 |
| 15 | 16 | 17 | 18 | 19 | 20 | 21 |
| 22 | 23 | 24 | 25 | | | |