



Dear Parents,

At Legacy, we believe summer is a time for swimming, relaxing, playing with friends and vacationing. However, during the elementary school years, it is critical that foundational skills such as reading, writing, and math be practiced continuously throughout the summer in order to retain learning. To accomplish this, we post Summer Bridge packets on our website to guide you.

Each Summer Bridge Packet is designed by the Legacy teaching staff with skills specifically designed to “bridge” the summer between each grade level. Although the work is not mandatory, your child will have a tremendous advantage because of skills that are mastered and reinforced through summer practice. Thank you for partnering with us to inspire your children to become college-worthy, character witnesses for Christ.

If you would rather purchase a summer packet we recommend www.summerskills.com. If your student did well academically during this past school year, we recommend purchasing the grade they will be going into for the fall. For ex. *My son just finished 1st grade. I will purchase the book that says “Completed 2nd Grade” for both LA and Math.* You can look at the samples on the website and decide what will be best for your student. Enjoy your summer!


Blessings,

Legacy Preparatory Christian Academy

Summer Break Review

Ten Weeks of
Literacy and
Math Activities
For Young
Learners

This packet belongs to:



A Note to Families


Summer break is a wonderful time for students, however there is always a certain amount of regression that occurs over extended breaks from school.

Completing the Summer Break Review activities will help offset some of this regression.

In this packet you will find:


- ☆ Calendars with suggested literacy and math activities.
- ☆ Sight word cards to cut apart and save for suggested activities.
- ☆ Letter tiles to cut apart and save for suggested activities.
- ☆ Number tiles to cut apart and save for suggested activities.

As you will see on the calendar, reading with your student every day is important. Make it fun and enjoyable. Maybe even check with your local library for summer reading programs that offer further encouragement and incentives for summer reading.




Tips

- ☆ If your student does not already know all the sight words, start out with 10 unknown words and add another 10 each week until all the words are part of the sight word practice time.
- ☆ Have your student include sight words in journal activities.
- ☆ To organize materials, put each set of number tiles and letter tiles in their own plastic bag. For example: Put all of the upper case letters in one bag. Put all of the lower case letters in another bag. And so on...
- ☆ Doing a little something each day is a great way to maintain all of the gains your child accomplished this past school year.



Summer Break Review

Weeks 1-4



Monday	Tuesday	Wednesday	Thursday	Friday
<ul style="list-style-type: none"> •Listen to or read a story •Put the upper case letter tiles in ABC order •Choose a journal topic and write 2-3 sentences; illustrate your story 	<ul style="list-style-type: none"> •Listen to or read a story •Practice sight words •Orally count by 1's to 50 	<ul style="list-style-type: none"> •Listen to or read a story •Practice sight words •Put the lower case letters in ABC order 	<ul style="list-style-type: none"> •Listen to or read a story •Choose a journal topic and write 2-3 sentences; illustrate your story •Orally count by 1's from 51-100 	<ul style="list-style-type: none"> •Listen to or read a story •Practice sight words
<ul style="list-style-type: none"> •Listen to or read a story •Practice sight words •Orally count by 5's to 100 and by 10's to 100 	<ul style="list-style-type: none"> •Listen to or read a story •Match upper case and lower case letters and put them in ABC order •Choose a journal topic and write 2-3 sentences; illustrate your story 	<ul style="list-style-type: none"> •Listen to or read a story •Practice sight words •Practice Doubles and Doubles +1 Facts 	<ul style="list-style-type: none"> •Listen to or read a story •Practice sight words •Put the number tiles in order counting by 5's to 100 	<ul style="list-style-type: none"> •Listen to or read a story •Practice sight words •Choose a journal topic and write 2-3 sentences; illustrate your story
<ul style="list-style-type: none"> •Listen to or read a story •Choose a journal topic and write 2-3 sentences •Put number tiles in order counting by 10's to 100 	<ul style="list-style-type: none"> •Listen to or read a story •Use the lower case letter tiles to say the name of each letter and its sound •Practice +1 and -1 Facts 	<ul style="list-style-type: none"> •Listen to or read a story •Practice sight words •Put the number tiles in order counting by 5's to 100 & counting by 10's to 100 	<ul style="list-style-type: none"> •Listen to or read a story •Choose a journal topic and write 2-3 sentences; illustrate your story 	<ul style="list-style-type: none"> •Listen to or read a story •Practice sight words
<ul style="list-style-type: none"> •Listen to or read a story •Choose a journal topic and write 2-3 sentences; illustrate your story 	<ul style="list-style-type: none"> •Listen to or read a story •Practice sight words •Put the number tiles in order counting by 1's to 25 	<ul style="list-style-type: none"> •Listen to or read a story • Use the upper case letter tiles to say the name of each letter and the sound it makes and a word that starts with that letter 	<ul style="list-style-type: none"> •Listen to or read a story •Practice sight words •Orally count backward from 20 (5 times) 	<ul style="list-style-type: none"> •Listen to or read a story • Complete the June book report •Place the number tiles in order counting backward from 20 to 1

Summer Break Review


Weeks 5-8




Monday	Tuesday	Wednesday	Thursday	Friday
<ul style="list-style-type: none"> •Listen to or read a story •Use the letter tiles to make and read words in the -at and -and word families (ex: cat and map) 	<ul style="list-style-type: none"> •Listen to or read a story •Choose a journal topic and write 2-3 sentences; illustrate your story •Orally count by 1's to 75 	<ul style="list-style-type: none"> •Listen to or read a story •Practice sight words •Match upper case and lower case letters and put them in ABC order 	<ul style="list-style-type: none"> •Listen to or read a story •Practice sight words •Put the number tiles in order counting by 5's to 100 & counting by 10's to 100 	<ul style="list-style-type: none"> •Listen to or read a story •Choose a journal topic and write 2-3 sentences; illustrate your story
<ul style="list-style-type: none"> •Listen to or read a story • Use the letter tiles to make and read words in the -ing and -ink word families (ex: sing and sink) 	<ul style="list-style-type: none"> •Listen to or read a story •Choose a journal topic and write 2-3 sentences •Orally count by 1's to 100 	<ul style="list-style-type: none"> •Listen to or read a story •Practice sight words •Using the letter tiles, sort the letters into 2 groups: vowels and consonants 	<ul style="list-style-type: none"> •Listen to or read a story •Using the number tiles 1-25, pull 2 tiles out and have the student identify which tile is greater. Do this until all tiles are used. 	<ul style="list-style-type: none"> •Listen to or read a story •Practice sight words •Choose a journal topic and write 2-3 sentences; illustrate your story
<ul style="list-style-type: none"> •Listen to or read a story •Choose a journal topic and write 2-3 sentences; illustrate your story •Practice +2 and -2 facts 	<ul style="list-style-type: none"> •Listen to or read a story •Use the lower case letter tiles to make and read -ar and -or words (ex: barn and horn) •Practice sight words 	<ul style="list-style-type: none"> •Listen to or read a story •Practice sight words •Put the number tiles in order counting by 5's to 100 & counting by 10's to 100 	<ul style="list-style-type: none"> •Listen to or read a story • Choose a journal topic and write 2-3 sentences; illustrate your story 	<ul style="list-style-type: none"> •Listen to or read a story •Practice sight words. •Orally count backward from 20 (5 times)
<ul style="list-style-type: none"> •Listen to or read a story •Practice sight words 	<ul style="list-style-type: none"> •Listen to or read a story • Choose a journal topic and write 2-3 sentences and illustrate it 	<ul style="list-style-type: none"> •Listen to or read a story •Practice sight words •Practice sums of 10 facts 	<ul style="list-style-type: none"> •Listen to or read a story • Use the lower case letter tiles to make and read words in the -ide and -one word families (ex: tide and tone) 	<ul style="list-style-type: none"> •Listen to or read a story • Complete the July book report •Sort number tiles 1-30 by even and odd and put them in order.

Summer Break Review

Weeks 9-10



Monday	Tuesday	Wednesday	Thursday	Friday
<ul style="list-style-type: none"> •Listen to or read a story •Practice sight words •On a piece of paper, write all of the lower case letters in the alphabet 	<ul style="list-style-type: none"> •Listen to or read a story •Choose a journal topic and write 2-3 sentences; illustrate your story •Orally count by 1's to 100 	<ul style="list-style-type: none"> •Listen to or read a story •Practice sight words • Use the lower case letter tiles to make and read words in the -ale and -ay word families (ex: bale and bay) 	<ul style="list-style-type: none"> •Listen to or read a story •Practice sight words •Put the number tiles in order counting by 10's beginning with 2 and with 8 (ex: 2, 12, 22, ...) 	<ul style="list-style-type: none"> •Listen to or read a story •Choose a journal topic and write 2-3 sentences; illustrate your story
<ul style="list-style-type: none"> •Listen to or read a story • Use the letter tiles to make and read words in the -ail and -oat word families (ex: mail and moat) 	<ul style="list-style-type: none"> •Listen to or read a story •Choose a journal topic and write 2-3 sentences; illustrate your story •Orally count by 2's from 1-21 (odd numbers) 	<ul style="list-style-type: none"> •Listen to or read a story •Practice sight words • Use the upper case letter tiles to say the name of each letter and the sound it makes and a word that starts with that letter 	<ul style="list-style-type: none"> •Listen to or read a story •Practice sight words •Orally count by 2's from 0-30 (even numbers) 	<ul style="list-style-type: none"> •Listen to or read a story •Practice sight words • Complete the August book report



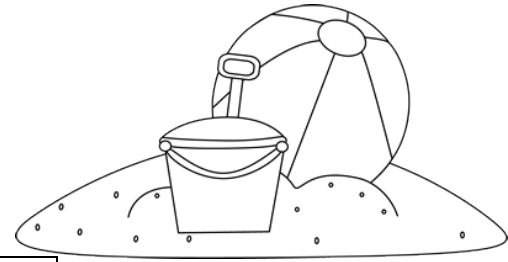
June Journal Ideas

These are starters that can be used for daily journal writing activities.

1. Sometimes I wish ...
2. If I had \$100 ...
3. Summer is fun because ...
4. If I were a superhero ...
5. I get angry when
6. When I am a teenager ...
7. One time my dog (or other pet) ...
8. I wonder why ...
9. When I am alone ...
10. Some days I feel like ...
11. If I lived in a castle ...
12. I am best at ...
13. Once I ate ...
14. I love it when ...
15. Teachers are ...

July Journal Ideas

Use these words as topics for your daily journal writing activities.



1. swimming	2. beaches
3. fireworks	4. camping
5. picnics	6. squirt guns
7. vacation	8. ice cream
9. pond	10. flip flops
11. spiders	12. dinosaurs
13. summer camp	14. watermelon
15. 4 th of July	16. popsicles
17. best friend	18. bicycle
19. zoo	20. Disney




August Journal Ideas

Below are ideas that can be used for daily journal writing activities.

1. If I were Goldilocks, I would ...
2. The best story I ever read was ...
3. What would you bring on a picnic?
4. If you could explore the ocean floor, what would you see?
5. If I was the teacher ...
6. Describe the perfect teddy bear.
7. Write about a job that requires special clothing.
8. What would it be like to walk on the moon?
9. What do you think "Love is patient" means?
10. What is the most important character trait? Why is it important?
11. Make a list of materials needed to build a house.
12. If you could go anywhere in the world, where would you go? Why?
13. What do you think first grade will be like?
14. Describe things you like to do with your friends.
15. Write a fairy tale.

June Book Report



Title of Book: _____

Author: _____

Fiction or Non-fiction? _____

Characters: _____

My favorite part of the story was when:

Book Rating


(Check one)

Not Great

Okay

Great

July Book Report



Title of Book: _____

Author: _____

Fiction or Non-fiction? _____

Characters: _____

My favorite part of the story was when:

Book Rating

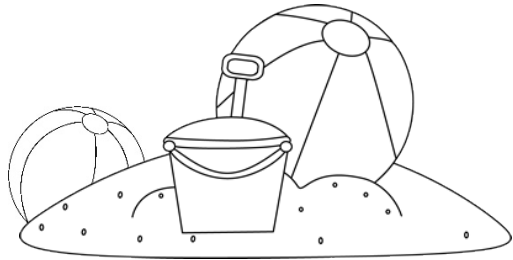
(Check one)

Not Great

Okay

Great

August Book Report



Title of Book: _____

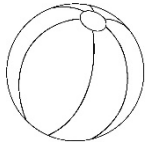
Author: _____

Fiction or Non-fiction? _____

Characters: _____

My favorite part of the story was when:

Book Rating
(Check one)
Not Great ___
Okay ___
Great ___



Websites for Fact Practice

- 1) Doubles facts - Go to <http://www.mathgames.com/skill/168-adding-doubles>
- 2) +1, +2 Facts - Go to <http://www.fun4thebrain.com/addition.html> and choose any games on the page. When you start the game, choose the 1 or 2 fact family.
- 3) -1, -2 Facts - Go to <http://www.fun4thebrain.com/subtraction.html> and choose any of the subtraction games. Choose the 1 fact family for practice.
- 4) Count by 2's - <http://www.free-training-tutorial.com/skip-counting/skip-counting-by-twos-washington-monument.html>
- 5) Count by 2's, 5's, 10's - http://www.abcya.com/number_bubble_skip_counting.htm (choose the 2s, 5s, or 10s bubble)
- 6) Adding 10 to 2-digit numbers - Go to <http://www.snappymaths.com/addition/add10to2d/interactive/add10to2dtotc.htm>
TIMED
- 7) Sums of 10: choose number bonds to 10
<http://www.amblesideprimary.com/ambleweb/mentalmaths/numberbond.html>
- 8) Subtracting from 10 - Choose any game found at <http://www.snappymaths.com/subtraction/subfrom10/subfrom10.htm>. (NOTE: The first game requires students to spell the number word for the answer - there are 3 other games that require only keying in the number

CALENDAR PRACTICE:

- 1) <http://www.starfall.com/n/holiday/calendar/load.htm?f&n=main>
- 2) http://www.softschools.com/math/calendar/activities/calendar_game/ and play the calendar game.

Strategies for Solving Facts

+ 0 and -0 - when we add or subtract 0 from a number, we get the same number

+1 - when you add 1 to a number, you get the next number

-1 - when you subtract 1 from a number, you get the number that comes before

+2 - when adding 2 to a number, if the number is even the sum is the next even number; if it is an odd number the answer is the next odd number*

-2 - when subtracting 2 from a number, if the number is even the difference is the even number that comes before; if it is an odd number the difference is the odd number that comes before*

Doubles +1 - double the smaller number (addend) and add one

+9 - Add 10 to the number and count back by 1

Any fact: "Counting on" - start with the biggest number and count on it.

*Must know even and odd numbers to use this strategy

0-2-4-6-8, Being even is just great

1-3-5-7-9, Being odd is just fine



upper case letter tiles

A	B	C	D	E	F
G	H	I	J	K	L
M	N	O	P	Q	R
S	T	U	V	W	X
Y	Z				

lower case letter tiles

a	b	c	d	e	f
g	h	i	j	k	l
m	n	o	p	q	r
s	t	u	v	w	x
y	z				

sight words

red

yellow

brown

black

white

blue

orange

green

purple

it

I

it

is

here

do

mother

the

a

and

one

two

three

four

five

six

seven

eight

nine

ten

zero

me

my

love

his

at

am

not

has

said

come

yes

no

are

father

big

for

little

this

go

to

like

put

on

good

help

what

did

went

you

Jesus

up

down

he

she

off

was

where

that

get

with

give

into

have

Bible

make

came

of

please

saw

find

look

will

play

say

see

eat

they

all

be

so

we

out

there

ate

want

must

under

run

some

who

pretty

ride

away

funny

jump

can

number tiles - counting by 10's to 100

10	20	30	40	50
60	70	80	90	100

number tiles - counting by 5's to 100

5	10	15	20	25
30	35	40	45	50
55	60	65	70	75
80	85	90	95	100

number tiles - counting by 10's to 100

1	2	3	4	5	6	7
8	9	10	11	12	13	14
15	16	17	18	19	20	21
22	23	24	25			